

Schletter Standard

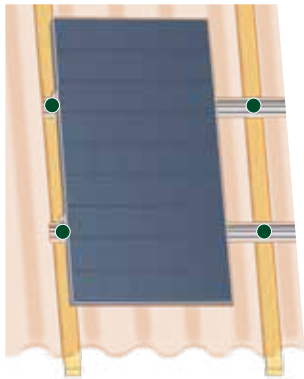
The standard system for pitched roofs

- Can be combined with all Schletter system components
- Simple mounting
- Economically priced

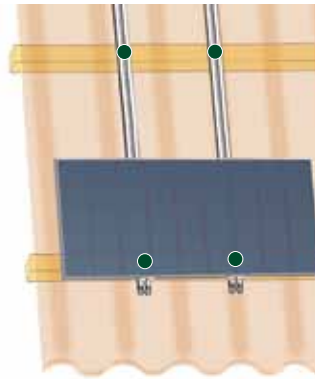


Description

Generally, two horizontal cross beams carry one module row. The cross beams are connected to the substructure respectively to the roof cladding by means of roof hooks or special fixation elements.



Vertical to the substructure - rafter



Vertical to the substructure - purlin

The modules are fixed to the cross beams by means of middle and end clamps. Usually, the modules are mounted vertically.

We grant a voluntary 10-year warranty on all Schletter mounting systems.

Connectors

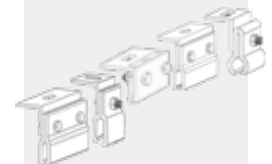


Roof hook also with KlickTop



Corrugated roof set

NEW



Standing seam clamps



Trapezoidal sheet metal clamp
Fix2000 / Fix2000 KlickTop



Special fixation on sheet metal roofs
FixPlan

NEW

and others ...


Cross beam profiles

The cross beam profiles Eco05, Solo05 and Profi05 are the standard components of the different fixation systems.

A variety of other profile forms complete the system to a complete unit assembly system for almost all cases of application. For example, the standard profiles are completed by the ProfiPlus profile and the wide spanning profile series GP1 to GP3.

Profiles from DN0 to DN2.5 are suitable as continuous beams for substructures and load distribution beams. Dimensioning programs for each profile design help picking the right profiles and apply them professionally.

➔ Profile overviews

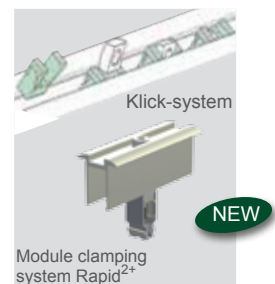


The Klick system / module clamping system Rapid²⁺

The Klick system for the fixation of modules onto the cross beam rails grant optimum security and short mounting times at the same time and therefore is integrated both in standard and special bearing profiles.

- Quick and convenient mounting
- Secure fixation with quality steel thread
- Application of standard components

The module clamping system Rapid²⁺ serves for the mounting in the cross beam, with pre-packaged clamps.




Clamping systems

Middle and end clamps made of aluminium for framed modules are available for virtually all framed module types. Schletter still prefers the stable design that distributes the load in a material-friendly manner onto the module frames and thereby avoids tensions in the glass!

For laminated modules, the design series LaminatEco is applicable for determined module thicknesses, the design series LaminatProfi is universally applicable for different module thicknesses. With vertical mouning, VA quality steel safety hooks are recommended as an anti-sliding device.

The design series LaminatGS has been optimized especially for scaled mounting.

- ➔ Module clamps
- ➔ Potential equalization product sheet
- ➔ Laminat Eco/Profi/GS product sheets
- ➔ Laminate mounting application hints



Technical data

Material	Roof hooks and screws: quality steel 1.4301 Profiles, module clamps, KlickTop: Aluminium
Structural analysis	Structural analysis according to the current national standards (in Germany DIN1055 and EC1). Attachments regarding the dimensioning of the number of required fixation spots based on structural analysis. For this purpose, we put our charts and dimensioning programs at your disposal. By all means, pay regard to the hints on structural safety!

Get all system prices fast and easy with our auto - calculator!